

# CE-1260 Gynaecological Chair



Compass



Linear actuator



Total length



Total width



Seat heights



Num of base sections



Trendelenburg



Tilting



Weight



MPW

## Characteristics

Gynaecological chair specially designed to be used in hospital and clinics for the women gynaecological procedures. Because of its versatility, this chair can also be used for medical examinations. Some of the main characteristics are:

- Height regulation:

The chair can be height adjusted, depending on patient, by an electric motor with a control. What it allows better patient access to the chair and, for the medical staff, an easiest way for the procedures.

- Backrest:

The backrest section can be raised and tilted with a motor by a control, independent of the extremities sections

- Extremities:

The extremities section can be raised and tilted manually by levers, independent of other sections.

- Compensated Trend:

Electrically actuated trendelenburg position, to ensure resistance and the stability required in an emergency situation.

- Structure:

Strong structure made of steel tube with epoxy-polyester coating that protects it against corrosion.

It is designed with rounded edges to avoid injuries for both patient and medical staff

- Upholstery::

Draped in polyskin (antimicrobial, waterproof and fireproof according to the standard UNE EN 1021/Section 1 and 2) prioritize patient comfort, cleaning and chair protection.

- Wheels (optional):

Four retractable wheels system by pedals, for a better chair manoeuvrability.

- Other improvements:

Knee supports made of polyskin, manually height adjustable and turnable.

ght adjustable and turnable.

Ergonomic and adjustable cervical pillow.

Removable stainless steel debris tray placed under the seat.

- Accessories:

Roll holders

Footrest



UNE-EN 1021-1  
UNE-EN 1021-2  
UNE-EN 1021-3  
UNE-EN 1021-4  
UNE-EN 1021-5  
UNE-EN 1021-6  
UNE-EN 1021-7  
UNE-EN 1021-8  
UNE-EN 1021-9  
UNE-EN 1021-10  
UNE-EN 1021-11  
UNE-EN 1021-12  
UNE-EN 1021-13  
UNE-EN 1021-14  
UNE-EN 1021-15  
UNE-EN 1021-16  
UNE-EN 1021-17  
UNE-EN 1021-18  
UNE-EN 1021-19  
UNE-EN 1021-20  
UNE-EN 1021-21  
UNE-EN 1021-22  
UNE-EN 1021-23  
UNE-EN 1021-24  
UNE-EN 1021-25  
UNE-EN 1021-26  
UNE-EN 1021-27  
UNE-EN 1021-28  
UNE-EN 1021-29  
UNE-EN 1021-30  
UNE-EN 1021-31  
UNE-EN 1021-32  
UNE-EN 1021-33  
UNE-EN 1021-34  
UNE-EN 1021-35  
UNE-EN 1021-36  
UNE-EN 1021-37  
UNE-EN 1021-38  
UNE-EN 1021-39  
UNE-EN 1021-40  
UNE-EN 1021-41  
UNE-EN 1021-42  
UNE-EN 1021-43  
UNE-EN 1021-44  
UNE-EN 1021-45  
UNE-EN 1021-46  
UNE-EN 1021-47  
UNE-EN 1021-48  
UNE-EN 1021-49  
UNE-EN 1021-50

UNE-EN 1021-1  
UNE-EN 1021-2  
UNE-EN 1021-3  
UNE-EN 1021-4  
UNE-EN 1021-5  
UNE-EN 1021-6  
UNE-EN 1021-7  
UNE-EN 1021-8  
UNE-EN 1021-9  
UNE-EN 1021-10  
UNE-EN 1021-11  
UNE-EN 1021-12  
UNE-EN 1021-13  
UNE-EN 1021-14  
UNE-EN 1021-15  
UNE-EN 1021-16  
UNE-EN 1021-17  
UNE-EN 1021-18  
UNE-EN 1021-19  
UNE-EN 1021-20  
UNE-EN 1021-21  
UNE-EN 1021-22  
UNE-EN 1021-23  
UNE-EN 1021-24  
UNE-EN 1021-25  
UNE-EN 1021-26  
UNE-EN 1021-27  
UNE-EN 1021-28  
UNE-EN 1021-29  
UNE-EN 1021-30  
UNE-EN 1021-31  
UNE-EN 1021-32  
UNE-EN 1021-33  
UNE-EN 1021-34  
UNE-EN 1021-35  
UNE-EN 1021-36  
UNE-EN 1021-37  
UNE-EN 1021-38  
UNE-EN 1021-39  
UNE-EN 1021-40  
UNE-EN 1021-41  
UNE-EN 1021-42  
UNE-EN 1021-43  
UNE-EN 1021-44  
UNE-EN 1021-45  
UNE-EN 1021-46  
UNE-EN 1021-47  
UNE-EN 1021-48  
UNE-EN 1021-49  
UNE-EN 1021-50

UNE-EN 1021-1  
UNE-EN 1021-2  
UNE-EN 1021-3  
UNE-EN 1021-4  
UNE-EN 1021-5  
UNE-EN 1021-6  
UNE-EN 1021-7  
UNE-EN 1021-8  
UNE-EN 1021-9  
UNE-EN 1021-10  
UNE-EN 1021-11  
UNE-EN 1021-12  
UNE-EN 1021-13  
UNE-EN 1021-14  
UNE-EN 1021-15  
UNE-EN 1021-16  
UNE-EN 1021-17  
UNE-EN 1021-18  
UNE-EN 1021-19  
UNE-EN 1021-20  
UNE-EN 1021-21  
UNE-EN 1021-22  
UNE-EN 1021-23  
UNE-EN 1021-24  
UNE-EN 1021-25  
UNE-EN 1021-26  
UNE-EN 1021-27  
UNE-EN 1021-28  
UNE-EN 1021-29  
UNE-EN 1021-30  
UNE-EN 1021-31  
UNE-EN 1021-32  
UNE-EN 1021-33  
UNE-EN 1021-34  
UNE-EN 1021-35  
UNE-EN 1021-36  
UNE-EN 1021-37  
UNE-EN 1021-38  
UNE-EN 1021-39  
UNE-EN 1021-40  
UNE-EN 1021-41  
UNE-EN 1021-42  
UNE-EN 1021-43  
UNE-EN 1021-44  
UNE-EN 1021-45  
UNE-EN 1021-46  
UNE-EN 1021-47  
UNE-EN 1021-48  
UNE-EN 1021-49  
UNE-EN 1021-50

UNE-EN 1021-1  
UNE-EN 1021-2  
UNE-EN 1021-3  
UNE-EN 1021-4  
UNE-EN 1021-5  
UNE-EN 1021-6  
UNE-EN 1021-7  
UNE-EN 1021-8  
UNE-EN 1021-9  
UNE-EN 1021-10  
UNE-EN 1021-11  
UNE-EN 1021-12  
UNE-EN 1021-13  
UNE-EN 1021-14  
UNE-EN 1021-15  
UNE-EN 1021-16  
UNE-EN 1021-17  
UNE-EN 1021-18  
UNE-EN 1021-19  
UNE-EN 1021-20  
UNE-EN 1021-21  
UNE-EN 1021-22  
UNE-EN 1021-23  
UNE-EN 1021-24  
UNE-EN 1021-25  
UNE-EN 1021-26  
UNE-EN 1021-27  
UNE-EN 1021-28  
UNE-EN 1021-29  
UNE-EN 1021-30  
UNE-EN 1021-31  
UNE-EN 1021-32  
UNE-EN 1021-33  
UNE-EN 1021-34  
UNE-EN 1021-35  
UNE-EN 1021-36  
UNE-EN 1021-37  
UNE-EN 1021-38  
UNE-EN 1021-39  
UNE-EN 1021-40  
UNE-EN 1021-41  
UNE-EN 1021-42  
UNE-EN 1021-43  
UNE-EN 1021-44  
UNE-EN 1021-45  
UNE-EN 1021-46  
UNE-EN 1021-47  
UNE-EN 1021-48  
UNE-EN 1021-49  
UNE-EN 1021-50

UNE-EN 1021-1  
UNE-EN 1021-2  
UNE-EN 1021-3  
UNE-EN 1021-4  
UNE-EN 1021-5  
UNE-EN 1021-6  
UNE-EN 1021-7  
UNE-EN 1021-8  
UNE-EN 1021-9  
UNE-EN 1021-10  
UNE-EN 1021-11  
UNE-EN 1021-12  
UNE-EN 1021-13  
UNE-EN 1021-14  
UNE-EN 1021-15  
UNE-EN 1021-16  
UNE-EN 1021-17  
UNE-EN 1021-18  
UNE-EN 1021-19  
UNE-EN 1021-20  
UNE-EN 1021-21  
UNE-EN 1021-22  
UNE-EN 1021-23  
UNE-EN 1021-24  
UNE-EN 1021-25  
UNE-EN 1021-26  
UNE-EN 1021-27  
UNE-EN 1021-28  
UNE-EN 1021-29  
UNE-EN 1021-30  
UNE-EN 1021-31  
UNE-EN 1021-32  
UNE-EN 1021-33  
UNE-EN 1021-34  
UNE-EN 1021-35  
UNE-EN 1021-36  
UNE-EN 1021-37  
UNE-EN 1021-38  
UNE-EN 1021-39  
UNE-EN 1021-40  
UNE-EN 1021-41  
UNE-EN 1021-42  
UNE-EN 1021-43  
UNE-EN 1021-44  
UNE-EN 1021-45  
UNE-EN 1021-46  
UNE-EN 1021-47  
UNE-EN 1021-48  
UNE-EN 1021-49  
UNE-EN 1021-50

# CE-1260 Gynaecological Chair



## Technical information

|  |                   |
|--|-------------------|
| Seat position total length                               | 1250 mm. ± 10 mm. |
| Tilted position total length                             | 1780 mm. ± 10 mm. |
| Resting surface height (low position)                    | 500 mm. ± 10 mm.  |
| Resting surface height (high position)                   | 900 mm. ± 10 mm.  |
| Sitting surface width                                    | 620 mm. ± 10 mm.  |
| Maximum backrest tilting angle (relative to the seat)    | 85° ± 5°          |
| Minimum backrest tilting angle (relative to the seat)    | -10° ± 5°         |
| Maximum extremities tilting angle (relative to the seat) | 10° ± 5°          |
| Minimum extremities tilting angle (relative to the seat) | -90° ± 5°         |
| Trendelenburg  | -10° ± 5°.        |
| Armchair weight  | 62 kg.            |
| Maximum patient weight (MPW)                             | 180 kg.           |

## Electrical information

|  |                    |
|--|--------------------|
| Lifting system                                 | By linear actuator |
| Backrest lifting system                        | By linear actuator |
| Voltage and frequency                          | 220 V / 50 Hz      |
| Electric shock protection / liquid penetration | IP25               |

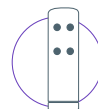
## Upholstery

### Valencia



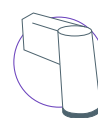
## Standard

### Controls



Patient control

### Transport



Feet

### Armrest

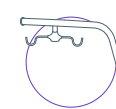
### Wellness



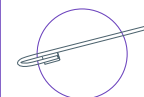
Leg rests

### Others

### Accessories



IV Pole



Paper roll holder



Lithotomy stirrups

## Optional

### Controls



Foot control

### Transport



Retractable wheels

### Armrest



Tilting 180°

### Wellness

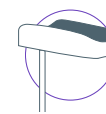


Hydraulics height

### Others




Breathing hole plug



Tile arms



Extensible footboard



Regulable height